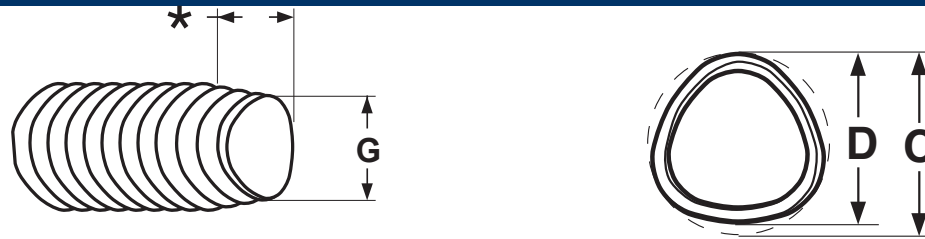


SELF- TAPPING SCREWS

Steel Taptite® II **THREAD ROLLING**



*2-3 Pitch Lead Length

TAPTITE® II THREAD ROLLING SCREWS					REMINC
Nominal Screw Width	C		D		G
	Screw Body Dimensions				Point
	Diameter of Circumscribing Circle		Measurement Across Center		
	Max	Min	Max	Min	Max
2-56	.0875	.0835	.0840	.0800	.070
3-48	.1010	.0970	.0970	.0930	.081
4-40	.1145	.1105	.1095	.1055	.090
5-40	.1275	.1235	.1225	.1185	.103
6-32	.1410	.1350	.1350	.1290	.111
8-32	.1670	.1610	.1610	.1550	.137
10-24	.1940	.1880	.1860	.1800	.153
10-32	.1930	.1870	.1870	.1810	.163
12-24	.2200	.2140	.2120	.2060	.179
1/4-20	.2550	.2490	.2450	.2390	.206
5/16-18	.3180	.3120	.307	.301	.264
3/8-16	.3810	.3750	.3685	.3625	.320
1/2-13	.5075	.5015	.4920	.4860	.432

Tolerance on Length	Nominal Screw Size	Nominal Screw Length		
		To 3/4" Incl.	Over 3/4" to 1.5" Incl.	Over 1.5"
	All Diameters	-0.03	-0.05	-0.06

Description	Tribolular thread rolling screw. As each lobe of the screw moves through the pilot hole in the nut material, it forms and work-hardens the nut thread metal, producing an uninterrupted grain flow.	
Applications/ Advantages	For drilled, punched or corrod holes in all ductile metals and punch extruded metals. Eliminates chips, requires low drive torque and provides excellent resistance to vibrational loosening.	
Material	Steel Steel thread rolling screws shall be made from cold-heading steel conforming to the following chemical composition: Carbon: 0.13-0.27%; Manganese: 0.64-1.71%	Stainless 18-8: 18-8 stainless steel 410: 410 austenitic stainless steel
Heat Treatment	Screws shall be quenched in liquid and then tempered by reheating to 650°F minimum.	410 SS: An ideal method of hardening 410 stainless screws is a bright hardening process, which typically involves a vacuum furnace. Another key factor affecting hardness is the chemistry of the fastener--most elements have maximum values but not minimums. This fact can contribute to hardness variance. 18-8 is only hardenable by cold-working.
Case Hardness	Rockwell C45 minimum	-
Case Depth	2-56 through 6-32 diameters: .002 - .007 8-32 through 12-24 diameters: .004 - .009 1/4-20 diameter & larger: .005 - .011	-
Hardness	<u>Core:</u> Rockwell C28-38	18-8: Rockwell B90 - C20 (approx.) 410: Rockwell C38 - 46 (approx.)
Plating	See Appendix-A for information on the plating of Taptite® II screws.	Stainless thread rolling screws are supplied passivated and waxed.

*Taptite® is a registered trademark of REMINC. Kanebridge's screws are printed with a water mark licensed REMINC manufacturers.

SELF- TAPPING SCREWS

HOLE SIZE DATA **Steel Taptite® II**

TAPTITE® II RECOMMENDED PILOT HOLE SIZES FOR VARIOUS MATERIAL THICKNESSES															REMINC
Application Duty Class	Light 0.3 Diameter of Material			Medium-Light 0.5 Diameter of Material			Medium-Heavy 0.75 Diameter of Material			Full Strength 1.0 Diameter of Material			Extended 1.25 Diameter of Material		
% of Thread	90%			85%			80%			75%			70%		
Nominal Size	Material Thickness	Pilot Hole	Drill Size	Material Thickness	Pilot Hole	Drill Size	Material Thickness	Pilot Hole	Drill Size	Material Thickness	Pilot Hole	Drill Size	Material Thickness	Pilot Hole	Drill Size
2-56	.017-.034	.0756	.0748	.034-.052	.0761	.076	.052-.073	.0767	.0763	.073-.095	.0773	.0781	.095-.169	.0779	.0781
3-48	.020-.040	.0868	.0866	.040-.059	.0875	.0866	.059-.084	.0882	.089	.084-.110	.0888	.089	.110-.141	.0895	.089
4-40	.022-.045	.0974	.098	.045-.067	.0982	.098	.067-.095	.099	.0995	.095-.126	.0998	.0995	.126-.157	.1006	.0995
5-40	.025-.051	.1104	.1102	.051-.075	.1112	.111	.075-.106	.112	.113	.106-.141	.1128	.113	.141-.175	.1136	.113
6-32	.028-.066	.1197	.120	.066-.083	.1207	.120	.083-.117	.1218	.122	.117-.152	.1228	.122	.152-.193	.1238	.125
8-32	.033-.066	.1457	.1457	.066-.098	.1467	.147	.098-.141	.1478	.1476	.141-.180	.1488	.1496	.180-.230	.1498	.1496
10-24	.038-.079	.1656	.166	.079-.114	.167	.1673	.114-.162	.1683	.1695	.162-.209	.1697	.1695	.209-.266	.171	.1719
10-32	.038-.079	.1717	.1719	.079-.114	.1727	.173	.114-.162	.1738	.173	.162-.209	.1748	.1732	.209-.266	.1758	.177
12-24	.043-.086	.1916	.191	.086-.130	.193	.1929	.130-.184	.1943	.196	.184-.238	.1957	.196	.238-.302	.197	.1969
1/4-20	.050-.100	.2208	.221	.100-.150	.2224	.2244	.150-.213	.224	.2244	.213-.275	.2256	.2264	.275-.350	.2273	.228
5/16-18	.062-.126	.2800	.2795	.126-.188	.2818	.2812	.188-.266	.2836	.2835	.266-.345	.2854	.2854	.345-.438	.2872	.2874
3/8-16	.075-.150	.3384	.3386	.150-.225	.3405	.3386	.225-.319	.3425	.3425	.319-.413	.3445	.3455	.413-.525	.3466	.3465
1/2-13	.100-.200	.455	.4531	.200-.300	.4575	.4531	.300-.425	.460	.4531	.425-.550	.4625	.4688	.550-.700	.465	.4688

TAPTITE® II SUGGESTED HOLE SIZES AT VARIOUS PERCENTAGES OF THREAD ENGAGEMENT															REMINC
Nominal Screw Size	Percent Thread														
	100	95	90 ⁽¹⁾	85 ⁽¹⁾	80	75	70	65	60	55	50	45	40	35	
	Pilot Hole Sizes														
2-56	.0744	.0750	.0756	.0761	.0767	.0773	.0779	.0785	.0790	.0796	.0802	.0808	.0814	.0819	
3-48	.0855	.0861	.0868	.0875	.0882	.0888	.0895	.0902	.0909	.0916	.0922	.0929	.0936	.0943	
4-40	.0958	.0966	.0974	.0982	.0990	.0998	.1006	.1014	.1023	.1031	.1039	.1047	.1055	.1063	
5-40	.1088	.1096	.1104	.1112	.1120	.1128	.1136	.1144	.1153	.1161	.1169	.1177	.1185	.1193	
6-32	.1177	.1187	.1197	.1207	.1218	.1228	.1238	.1248	.1258	.1268	.1278	.1289	.1299	.1309	
8-32	.1437	.1447	.1457	.1467	.1478	.1488	.1498	.1508	.1518	.1528	.1538	.1549	.1559	.1569	
10-24	.1629	.1643	.1656	.1670	.1683	.1697	.1710	.1724	.1738	.1751	.1765	.1778	.1792	.1805	
10-32	.1697	.1707	.1717	.1727	.1738	.1748	.1758	.1768	.1778	.1788	.1798	.1809	.1819	.1829	
12-24	.1889	.1903	.1916	.1930	.1943	.1957	.1970	.1984	.1998	.2011	.2025	.2038	.2052	.2065	
1/4-20	.2175	.2191	.2208	.2224	.2240	.2256	.2273	.2289	.2305	.2321	.2338	.2354	.2370	.2386	
5/16-18	.2764	.2782	.2800	.2818	.2836	.2854	.2872	.2890	.2908	.2926	.2944	.2963	.2981	.2999	
3/8-16	.3344	.3364	.3384	.3405	.3425	.3445	.3466	.3486	.3506	.3527	.3547	.3567	.3588	.3608	
1/2-13	.4500	.4525	.4550	.4575	.4600	.4625	.4650	.4675	.4700	.4725	.4750	.4775	.4800	.4825	

(1) Pilot holes listed under 90% & 85% (thread percent) also recommended for single punch extruded holes. See suggested extruded hole chart.

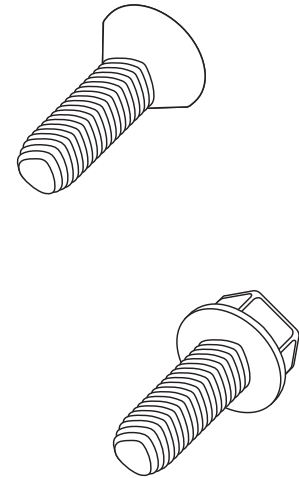
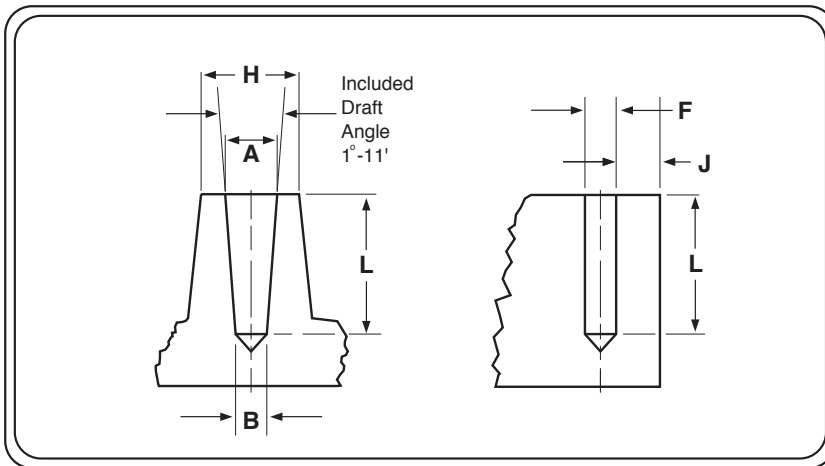
Notes:

- The above values are based on a linear relation between hole size and percentage thread engagement, the hole data becomes less accurate for engagement less than 70%. The chart indicates that a 10-32 screw in a .1738 hole size provides 80% thread engagement.
- These holes are based on the U.S. basic thread depth of .6495 times the pitch and are calculated using nominal screw diameters.

*Taptite® is a registered trademark of REMINC. Kanebridge's screws are manufactured by the same REMINC manufacturers.

SELF- TAPPING SCREWS

Steel Taprite® II HOLE SIZE DATA



TAPTITE® II SUGGESTED HOLE SIZES FOR ALUMINUM OR ZINC DIE CASTING								REMINC
Screw Size	A		B		F Hole Diameter as Drilled	L Length of Thread Engagement	H Boss Diameter	J Distance to Edge for No Measurable Distortion
	Top		Bottom					
	Hole Diameter as Cast Std. Taper							
	Max	Min	Max	Min				
2-56	.081	.078	.077	.074	.077	.172	.197	.046
3-48	.093	.090	.088	.085	.088	.198	.208	.054
4-40	.105	.102	.099	.096	.099	.224	.220	.065
5-40	.118	.115	.112	.109	.112	.250	.232	.065
6-32	.128	.125	.122	.119	.122	.276	.242	.081
8-32	.155	.152	.148	.145	.148	.328	.272	.081
10-24	.177	.174	.168	.165	.168	.380	.315	.108
10-32	.182	.179	.174	.171	.174	.380	.315	.081
12-24	.203	.200	.194	.191	.194	.432	.359	.108
1/4-20	.235	.232	.224	.221	.224	.500	.415	.130
5/16-18	.297	.294	.284	.281	.284	.625	.519	.144
3/8-16	.359	.356	.343	.340	.343	.750	.623	.162
1/2-13	.481	.478	.460	.457	.460	1.000	.830	.200

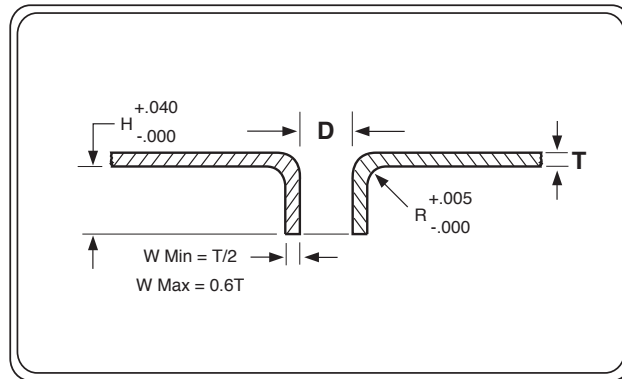
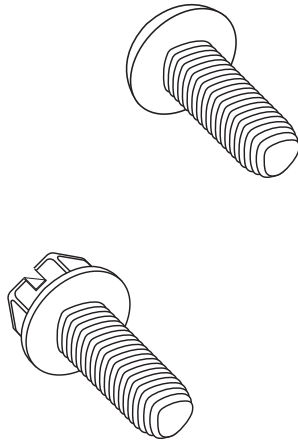
Note:

- The minimum length of thread engagement should be equal to twice the diameter of the screw (to approach utilizing available screw strength). The diameter, to ensure optimum performance, should provide for 65% to 75% thread engagement.

*Taprite® is a registered trademark of REMINC. Kanebridge's screws are not authorized or made by licensed REMINC manufacturers.

SELF- TAPPING SCREWS

HOLE SIZE DATA **Steel Taptite® II**



TAPTITE® II SUGGESTED EXTRUDED HOLES IN LIGHT-GAUGE STEEL													REMINC
Inch Thickness T	.02	.03	.04	.06	.09	.13	.16	.19	.22	.25	.31	.38	
Screw Size	Hole Sizes - D												
6-32	.118 .120	.118 .121	.119 .122	.120 .123	.122 .125	-	-	-	-	-	-	-	D H O L E D I A M E T E R
8-32	.144 .146	.144 .147	.145 .148	.146 .149	.147 .150	.148 .152	-	-	-	-	-	-	
10-24	.163 .165	.163 .166	.164 .167	.165 .168	.166 .170	.168 .173	-	-	-	-	-	-	
10-32	.170 .172	.170 .173	.171 .174	.172 .175	.173 .176	.174 .177	-	-	-	-	-	-	
12-24	.189 .191	.189 .192	.190 .193	.191 .194	.192 .196	.193 .197	.195 .200	.198 .203	-	-	-	-	
1/4-20	-	-	.218 .220	.218 .221	.219 .223	.221 .225	.224 .228	.227 .231	.228 .233	.230 .235	-	-	
5/16-18	-	-	-	.277 .279	.278 .280	.279 .281	.280 .283	.281 .285	.283 .288	.285 .290	-	-	
3/8-16	-	-	-	-	-	.335 .337	.336 .338	.337 .340	.337 .340	.342 .346	.344 .349	-	
1/2-13	-	-	-	-	-	-	-	.450 .453	.452 .455	.454 .457	.455 .460	.459 .464	

NOTES:

Taptite® || screws will develop almost twice the failure torque in extruded holes, providing maximum joint integrity.

The above chart indicates that an extruded hole diameter of .166" to .170" is suggested in .090" inch thick when using a 10-24 Taptite® || screw.

*Taptite® is a registered trademark of REMINC. Kanebridge's screws are manufactured with the watermark of REMINC manufacturers.

SELF- TAPPING SCREWS

Steel Taprite® II HOLE SIZE DATA

TAPTITE® II TYPICAL TORQUE PERFORMANCE IN COLD ROLLED STEEL							REMINC
Screw Size	Plate Thickness	Hole Size	Nearest Drill Size	Thread Forming Torque	Prevailing First Removal Torque	Recommended Assembly Torque	Failure Torque
2-56	.0469	.075	1.9mm	1-2	.5-1	4	6-7*
	.0625	.076	#48	1-2	.5-1	4	8-10*
	.0938	.079	#47	1-2	.5-1	5	11-14*
3-48	.0625	.087	2.2mm	3-4	1-2	6	14-15*
	.0938	.089	#43	3-5	1-2	7	15-16*
	.1250	.090	#43	4-6	1-2	7	15-18*
4-40	.0312	.098	#40	2-3	1-2	6	8-11*
	.0625	.102	2.6mm	3-4	1-2	9	15-18*
	.0938	.102	2.6mm	3-4	1-2	11	22-27*
5-40	.0625	.111	#34	4-5	2-3	12	22-29*
	.0938	.113	#33	4-7	3-4	18	34-41*
	.1250	.116	#32	6-8	4-5	20	38-46*
6-32	.0625	.120	#31	4-7	3-4	14	25-30*
	.0938	.120	#31	6-9	3-5	20	35-45*
	.1250	.125	1/8	6-9	4-6	22	39-45*
8-32	.0938	.147	#26	10-13	5-7	30	65-75*
	.1250	.150	3.8mm	11-14	4-7	45	75-85*
	.1875	.150	3.8mm	16-20	8-11	45	75-95*
10-24	.0938	.172	11/64	14-18	5-8	35	65-80*
	.1250	.172	11/64	14-18	5-8	45	80-90*
	.1875	.172	11/64	17-22	9-13	55	100-115*
10-32	.0938	.173	#17	11-14	9-13	35	80-95*
	.1250	.177	#16	12-16	9-13	50	100-120*
	.1875	.177	#16	19-25	12-16	70	115-140*
12-24	.1250	.196	#9	19-24	9-12	65	95-115*
	.1875	.199	#8	21-26	9-13	75	135-155*
	.2500	.203	13/64	21-26	10-14	85	150-170*
1/4-20	.1250	.224	5.7mm	30-36	18-25	85	170-195*
	.1875	.224	5.7mm	45-55	25-35	125	205-235*
	.2500	.228	#1	55-65	25-35	125	205-235*
5/16-18	.1875	.281	K	75-85	40-50	160	380-410*
	.2500	.285	7.25mm	75-85	40-50	225	425-465*
	.3125	.285	7.25mm	80-90	55-65	250	450-500*
3/8-16	.2500	.348	S	90-100	45-55	350	825-875*
	.3125	.348	S	110-125	50-60	400	950-1000*
	.3750	.354	9mm	95-110	30-45	450	950-1000*
1/2-13	.250	.465	29/64	150-180	60-80	500	975-1075*
	.3750	.469	15/32	185-215	60-90	850	1600-1800*
	.5000	.469	15/32	235-275	75-105	1000	1900-2200*

*Indicates probability that nut threads will strip. *Indicates probability that screw will break.

NOTES: • Torque values are listed in pound-inches. Plate dimensions are listed in inches.

• Torque values were developed using hex washer head screws, zinc plated plus wax, driven at low speed under laboratory-controlled conditions. The values shown only represent these controlled conditions and should not be used in lieu of proper application testing. The date is presented to provide the user with an estimate of what could be achieved in an actual application having a thicker or thinner nut member, harder or softer material, different hole or fastener all contribute to variations in torque performance.

• Recommended tightening torque is intended to induce approximately 30,000 to 50,000 psi clamping force.

• Prevailing first removal torque, the torque necessary to remove the screw after the head has been unseated, is an indication of Taprite® II screws' inherent resistance to loosening under vibration, even without the screw head being seated.

*Taprite® is a registered trademark of REMINC. Kanebridge's screws are made by licensed REMINC manufacturers.

SELF- TAPPING SCREWS

THREAD ROLLING

410 Stainless Taptite® II

MECHANICAL PROPERTIES OF HARDENED 410 STAINLESS STEEL TAPTITE® II THREAD ROLLING SCREWS	
Nominal Diameter and Thread Pitch	Torsional Strength (Inch-Lbs.)
	Min.
4-40	11.5
5-40	17.8
6-32	21.3
8-32	42.2
10-24	57.3
10-32	73.7
12-24	95.6
1/4-20	142
1/4-28	184

*Taptite® is a registered trademark of REMINC. Kanebridge's screws are produced with the same REMINC manufacturers.